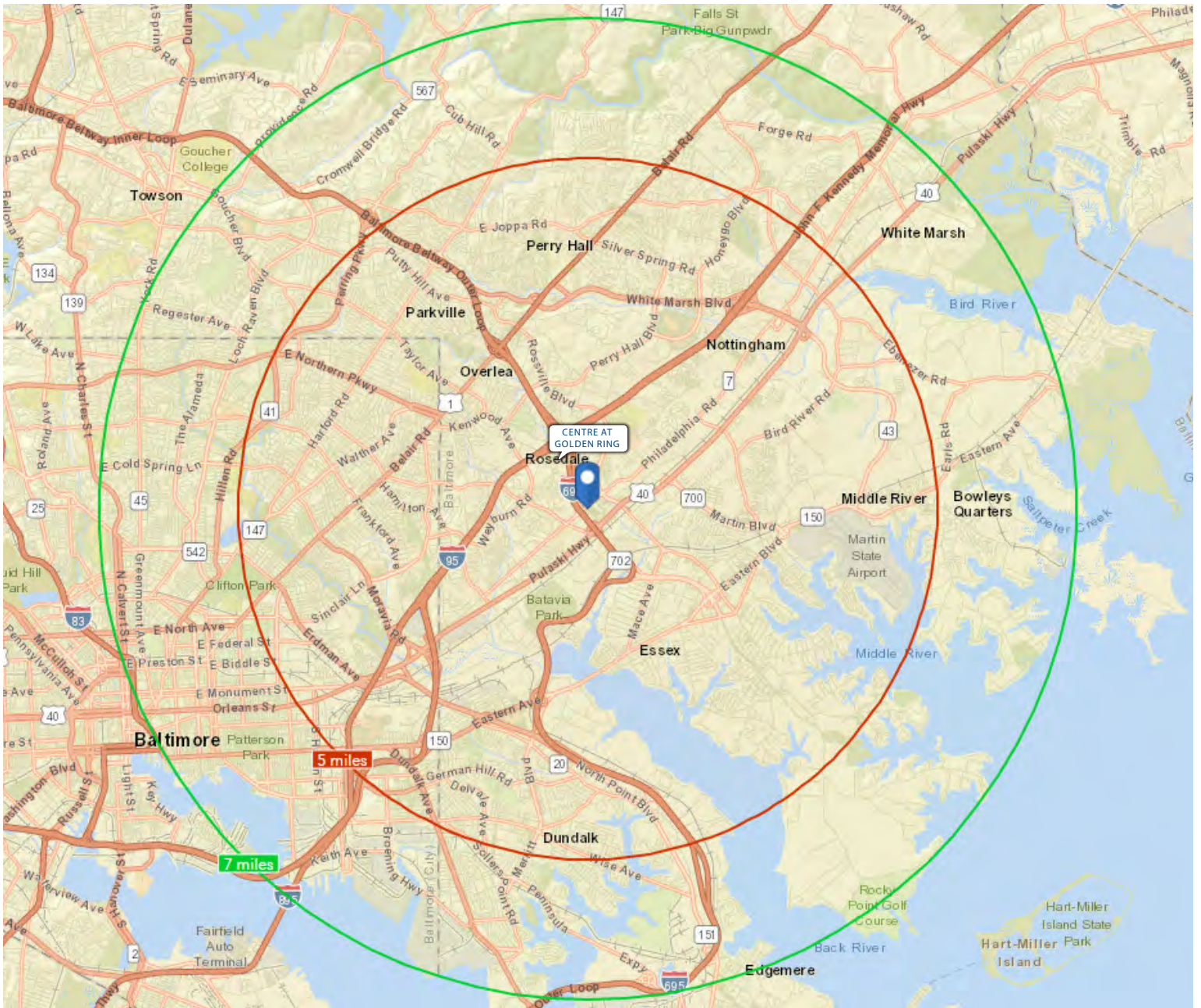




5 & 7 MILE RADII TRADE AREAS



# Centre at Golden Ring

## 3 Mile Demographics

### 2018 Summary

Population	107,296
Households	40,871
Families	26,303
Average Household Size	2.60
Owner Occupied Housing Units	25,353
Renter Occupied Housing Units	15,519
Median Age	37.9

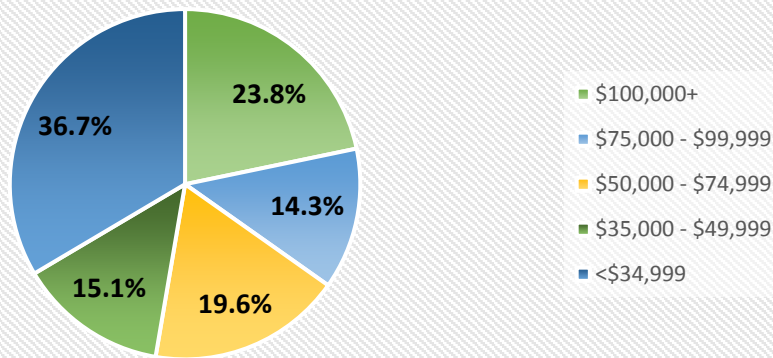
### 2018 Households by Income

\$100,000+	9,752
\$75,000 - \$99,999	5,850
\$50,000 - \$74,999	8,027
\$35,000 - \$49,999	6,185
<\$34,999	11,056

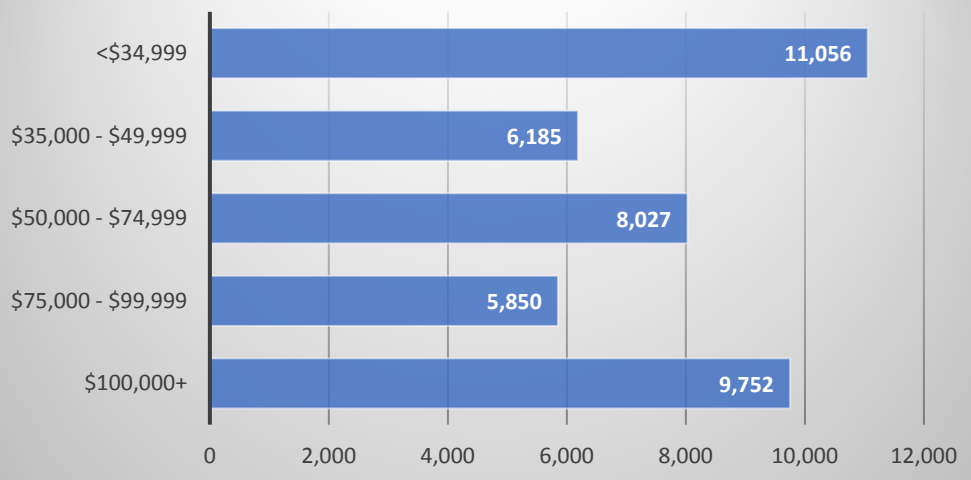
2018 Average Household Income \$71,540

2023 Average Household Income \$84,756

3 Mile Percentage of Households by Income



3 Mile Number of Households by Income



# Centre at Golden Ring

## 5 Mile Demographics

### 2018 Summary

Population	314,129
Households	122,617
Families	77,754
Average Household Size	2.54
Owner Occupied Housing Units	77,842
Renter Occupied Housing Units	44,776
Median Age	38.8

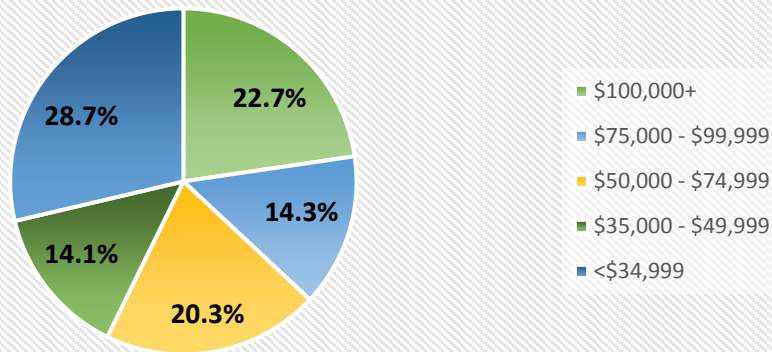
### 2018 Households by Income

\$100,000+	27,787
\$75,000 - \$99,999	17,527
\$50,000 - \$74,999	24,903
\$35,000 - \$49,999	17,279
<\$34,999	35,113

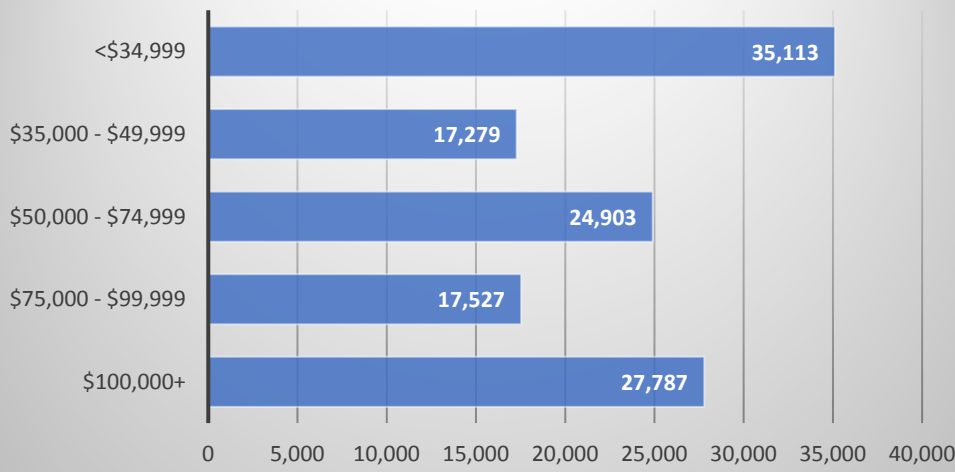
2018 Average Household Income \$70,464

2023 Average Household Income \$83,587

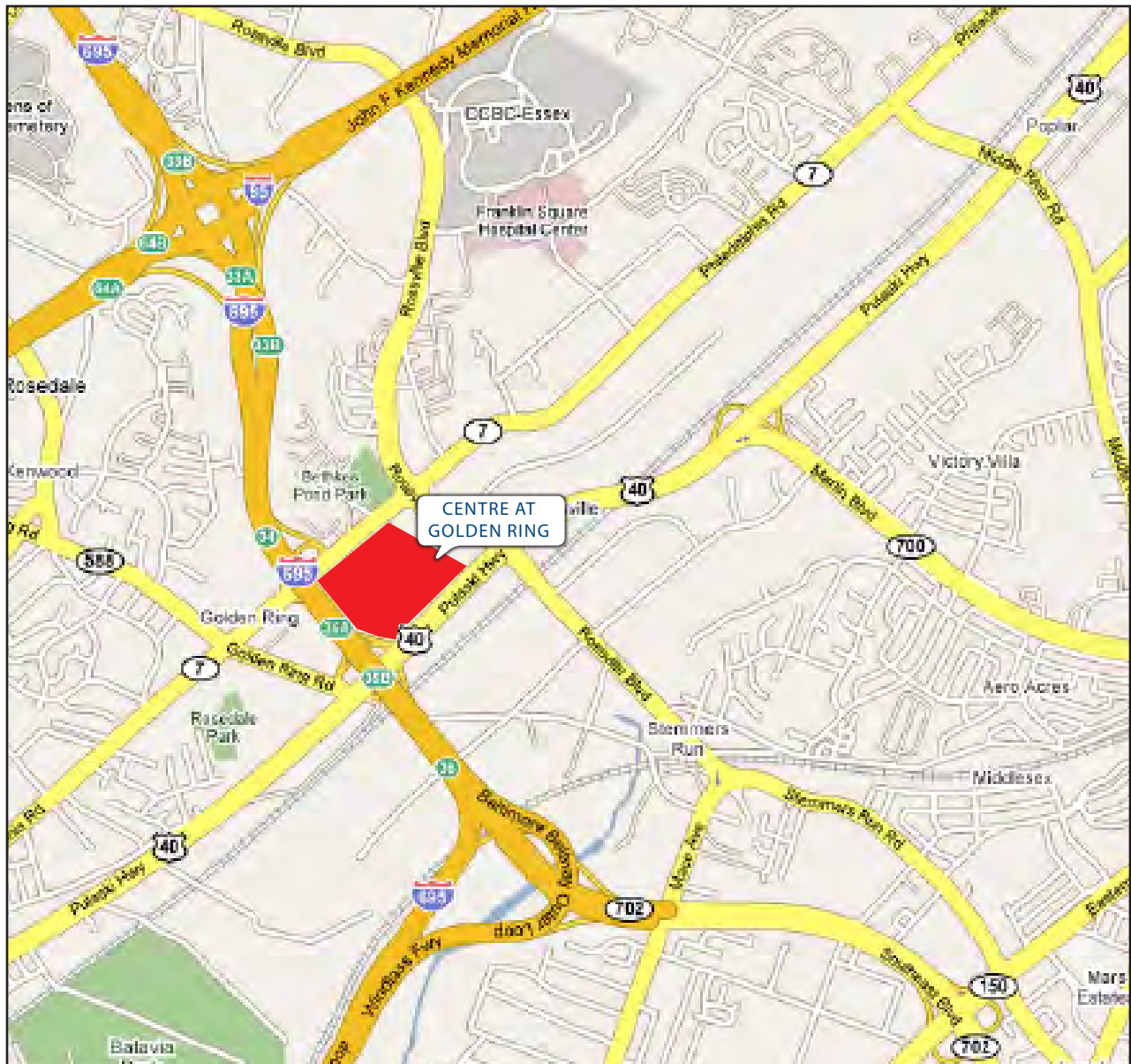
### 5 Mile Percentage of Households by Income



### 5 Mile Number of Households by Income







## MAJOR AREA EMPLOYERS

<b>Company</b>	<b>Number Employed</b>
U.S. Social Security Administration	12,571
University System of Maryland 1/	6,358
T. Rowe Price Group	4,200
GBMC HealthCare	3,900
MedStar Franklin Square Medical Center	3,600
Walmart / Sam's Club	3,400
Centers for Medicare & Medicaid Services	3,224
Erickson Living	3,070
Community College of Baltimore County (CCBC)	2,823
Giant Food	2,250
University of Maryland St. Joseph Medical Center	2,250
McCormick & Company	2,132
Home Depot	2,055
Sheppard Pratt Health System	1,913
LifeBridge Health 2/	1,878
BD Diagnostics	1,810
CareFirst	1,800
Lockheed Martin	1,519
Textron Systems	1,500
Exelon	1,401
Target	1,245
Middle River Aircraft Systems	1,154
United Parcel Service (UPS)	1,140
Stanley Black & Decker Global Tools & Storage Headquarters	1,128
Stevenson University	1,094
Comcast	1,074
HCR ManorCare	1,000
Element Fleet Management	1,000
Macy's	999
Mars Super Markets	999
Sears, Roebuck and Co. / Kmart	999
Verizon	978
Procter & Gamble	940
The Travelers Companies	853
Bank of America	841
<b>TOTAL</b>	<b>79,098</b>

Sources: Baltimore County Department of Economic and Workforce Development and Maryland Department of Commerce, October 2015.